

Edis EC92 Electrostatic Air Purifier

PO7 Speed

Wind speed: wind speed is divided into three stalls. It has a corresponding wind speed icon on the control panel.

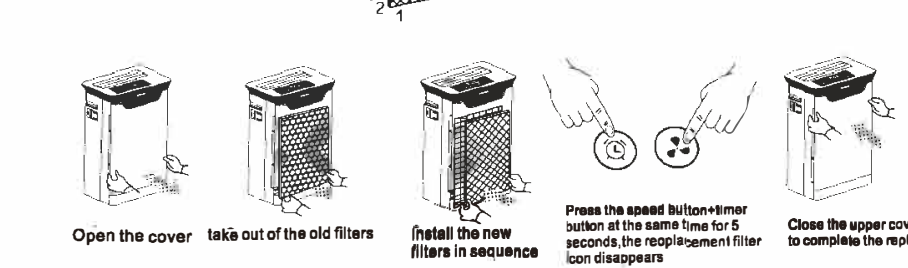
Anion In the power-on state, touch the "Anion" key and the on-screen "Anion" light flickering. Anion starts to work, turn off instead.

Child lock In the power-on state, touch "Child lock" for 3 seconds, the "Child lock" light flickering, if touch it again for 3 seconds, it is unlocked.

UV In the power-on state, touch "UV", then its light flickering, if touch it again, it turn off.

Reset If it works more than 3000 hours, the "Filter" light flickering, remind people to replace new filter. After the new filter inside, press the "Reset" for 5 seconds, the "Filter" light will be disappeared.

Filter installation sequence:
Photocatalyst
hepa,carbon



Press the sensor button for 5 seconds to reset the sensor.

Close the upper cover to complete the installation.

Close the upper cover to complete the installation.

Close the upper cover to complete the installation.

Close the upper cover to complete the installation.

Close the upper cover to complete the installation.

Close the upper cover to complete the installation.

Close the upper cover to complete the installation.

Close the upper cover to complete the installation.

Close the upper cover to complete the installation.

Close the upper cover to complete the installation.

PO8 purify function

filters+8 stage purification
The primary filter is placed at the front of the filter. After initially filter pollutants in the environment, it can remove large particles such as dust, hair, dust and so on, and can be cleaned repeatedly to reduce the cost of custom use.

hepa
The HEOPA filter is made of small organic fibers and has a very good ability to capture particles. With small pore size, large adsorption capacity and high purification efficiency. Effectively filters particulate matter in the air, mainly for the purification of PM 2.5. It has super strong bacteriostatic and inhibition.

carbon:
Activated carbon has good adsorption stability and is a good hydrophobic adsorbent. The comprehensive functions of small adsorption, deodorization, dehumidification, anti-pollution, sterilization, purification and the like can be removed, and the environment pollution in the room can be effectively cleaned.

antibacterial cotton:
It can effectively inhibit the growth and reproduction of bacteria. And kill bacteria, can achieve the combination of prevention and control, a kind of polymer nano-meter Grade new materials.

photocatalyst
The antibacterial and ultraviolet lamps work together to remove some of the bacteria and have high efficiency and broad-spectrum identification performance. All the pathogens have good inhibition and killing effect.

Air purification, effective decomposition of organic compounds and toxic substances in the air, but during the decomposition process, photocatalyst filtration layer provides a reaction site, a dose not participate in the reaction itself, so the photocatalyst can be used for a long time. Ultraviolet light is used to destroy the structure of microbial molecular chain to achieve bactericidal purpose and then cooperate with photocatalyst. It can not only kill harmful bacteria efficiently, but also help to activate Catalytic efficiency of photocatalyst by ultraviolet lamp.

The particles with positive charge, such as smog, dust, fumes, dust and so on, are easy to adsorb the negative ionization in the second air of filter layer. As a result, these particles of dust condense and become large particles that sink down to purify the air, so that the negative ions have

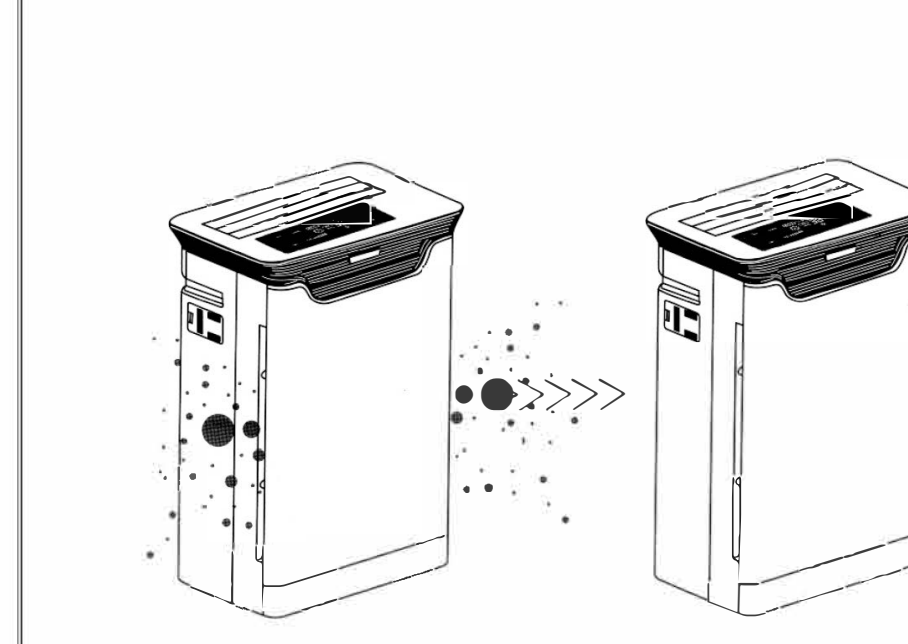

With a good function of germicidal effect. In addition, negative ions can promote the synthesis and storage of vitamins, strengthen and activate the human body. Therefore, the physiological activities of the medical community are also known as "vitamins in the air".

Air Purifier user manual



Air Purifiers Implement

PO9 Working principle



PO1 catalogue

Machine and fittings	2
Product parts introduction	3
Quick use Guide	4
Attention	5-6
Operation instruction	7-8
Purification function	9
Working principle	10
Technical parameter	11
Maintenance and maintenance	12
Debugging	13
Question answer	14
After-sale service	15
Product qualification certificate	15
After-sales service card	16

Thank you for using our air purifier. Please read the manual carefully and keep it properly before using it.

Operation Instructions PO6

on/off
Press the "on/off" key of the remote control or the machine. After the it starts to work, the content of the display is

Auto
"auto" lights flickering into the automatic purification mode, intelligent system will automatically clean up the management according to the air quality. When the air quality is medium, the indicator light is yellow, and if the indicator is green, and the air is purified by the first wind speed. When the air quality is poor, the indicator lights show red and purify the air with the highest speed. The content of the display is shown in the following figure



Sleep mode
Only the "Sleep" lights, other lights will be extinct, then works at lowest speed automatic, in the sleep state, clear icon can not work when press "Sleep" again. "Sleep" lights. All the functions lights on the screen will also be light up, at the meantime other icons can operate. However, only the sleep key or the automatic key is touched again to cancel the sleep mode, otherwise the machine will enter the sleep state again after 5 seconds.

Timer
Power-on status (hold except standby and Sleep), press (Timer), the timer is set up. The work time for the machine, the time is up, automatically shut down the machine back to standby state. The operating time of the system is 24 hours if do not press the timer.

Warranty terms PO14

Air purifier warranty card (user save)			
The date of the year	Month	solstice	year/month
model	Name	address	The
warranty	name	address	The
Sales unit	name	address	The

1 From the date of purchase, the warranty period is 1 year and is free of charge during the warranty period (except for non-human-made human causes).
2 Whether purchase records company issued purchase vouchers, invoices are ok.
3 During the warranty period, if machine has problem, we will send you spare parts to you to replace for free.

PO5 Attentions

Prohibition of high temperature and humidity in bathroom and place with water to use machine. Otherwise, it is easy to cause leakage, electric shock, fire, etc.

Prohibition of use in places with fumes. For example: kitchen. Otherwise, it will cause damage to the machine, and it cannot be used as a fan.

Disable machine runtime Use of insecticide spray. After using insecticide, let the indoor air be full circulation. Otherwise it will build up medicine inside the machine. Points bad for human health.

Prohibit contact with flammability material or fire source, etc. Do not use alcohol or organic solvents. Otherwise, the product will be damaged by the machine, and it cannot be used as a fan.

Take care to hold the power cord. Do not pull it too hard. Otherwise, it is easy to cause leakage, electric shock, fire, etc. Plug the power supply as soon as any of the following occurs.

Used at the same time as a burner. Pay attention to ventilation. If any of the following occurs, the power supply is also cancelled. The power cord plug is damaged but there is a warning light to abnormal and vibration. Please stop use immediately.

Close the doors and windows, in order to purify the air efficiently and quickly. If the power cord is damaged, in order to avoid danger, it must be made by the manufacturer. Replacement of professional staff in maintenance or similar departments.

PO13 after-sale service

One year warranty. The following are not covered by warranty:
1 It causes machine damage due to human factors.
2 Damage caused by private disassembly and repair by non-authorized personnel of our company.
3 normal wear and tear during use.
4 Filter (filter is part of consumables that need to be purchased).
5 Failure to properly install and use in accordance with the operation manual caused damage.

Note


In order to protect your rights, please pay attention to the following information:
1 Completely, correctly and truthfully fill out your after-sales service card at the time of purchase, and stamp by seller.
2 Please keep the after-sales service card user association which has been filled in and stamped with the vendor.
3 An effective after-sales service card is the basic guarantee for you to enjoy the right of after-sales service. (valid post-service card fill in Writing is comprehensive, true and correct. There is no mark of modification)

PO4 technical parameter

Model	
rated voltage	220V
rated frequency	50Hz
power rating	100W
rated noise	35db/55db
cadr	350-380 m3/h
Applying area	1m2 --- 57m2
Net weight	8kg
Product size	425*220*630mm
Package size	470*255*675mm

Maintenance and maintenance

machine. This machine is equipped with negative ion generator, easy to absorb dust, please regularly use wet cloth with little clean water containing detergent. Wipe the entrance and exit can be cleaned with brush.

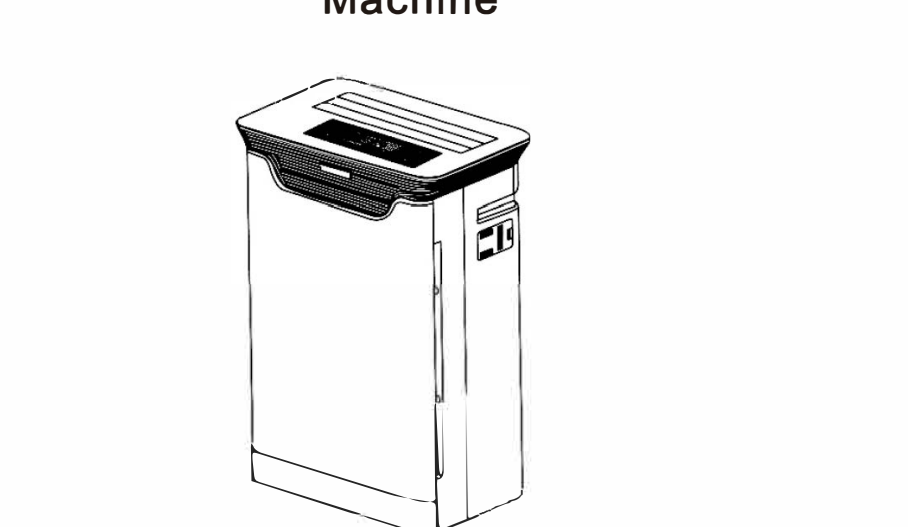


Filter: The filter replacement is reminded by the built-in program that the filter can be used for about 1 year at 11 month hours open day. If the environment is heavily polluted, the filters need to be replaced in advance, and the filters can be purchased at the designated distributor.

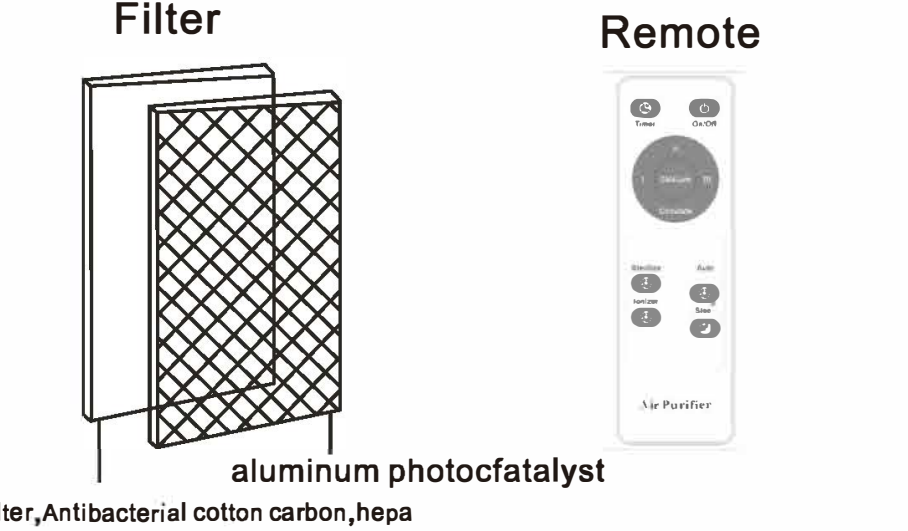
uv lamp: The service life of the UV lamp is about 15-20 months. When it needs to be replaced, the power supply must be turned off, and then UV lamp tube will be turned off. Take it off at 90 degrees and replace it with a new UV light.

PO6 Machine and fitting

Machine



Filter



Remote

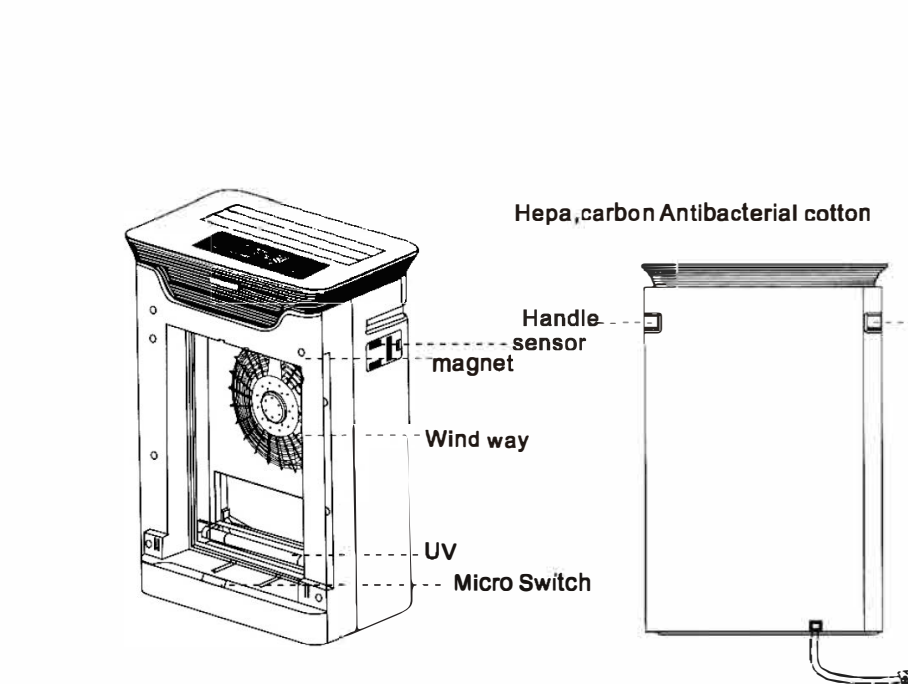
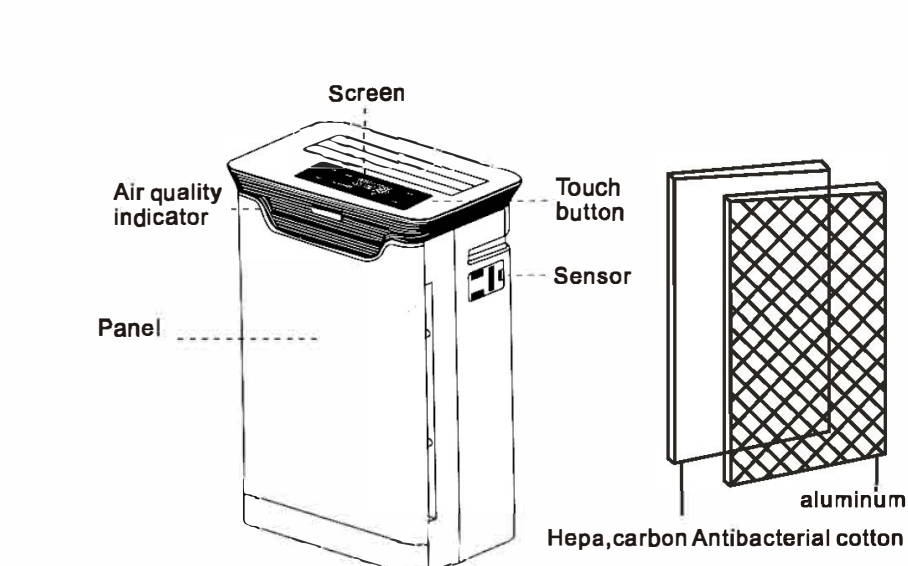


P11 Troubleshoot

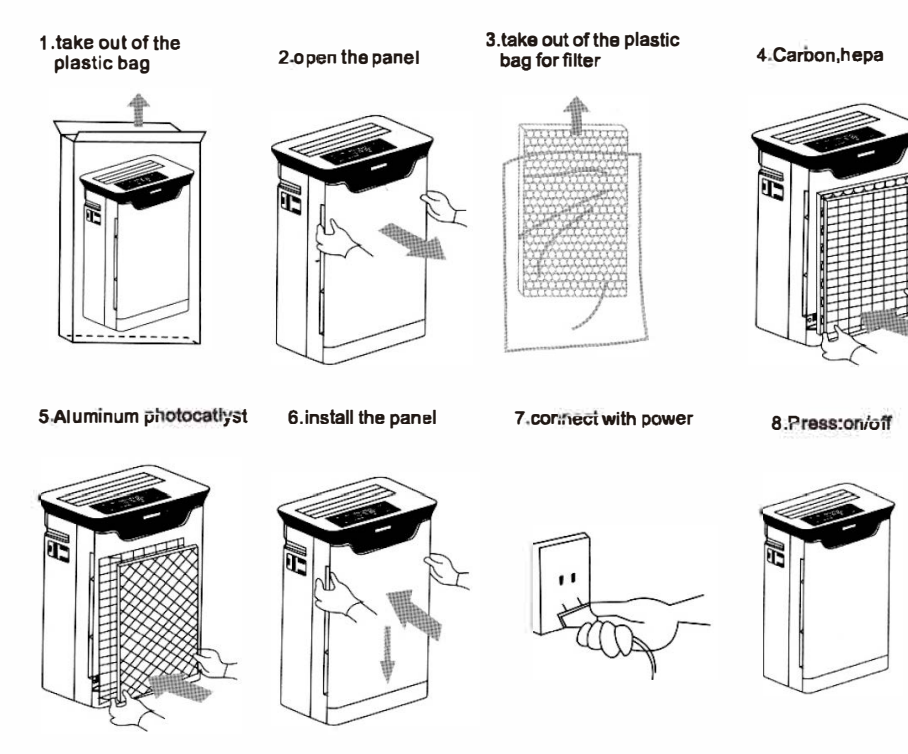
When this occurs, please confirm the following items before sending them to repair

Debugging	Check item
Can not work	Will the power cord plug be disconnected from the power outlet? → Reset the power cord plug is the front panel covered? → Re-cover the front panel, is the host stopped? → Place flat.
During automatic operation, air quality indicator shows red or pm2.5 data is getting higher	Air quality sensors may be exposed to water vapor, fumes and sprays. move the machine to another clean environment a test again. Remove the sensor door and wipe the sensor lens with a clean soft cloth.
It is difficult to get rid of the odour	Check the filters for failure or release of pollutants due to adsorption. To clean an activated carbon filter, for example, after drying. If there is no improvement, please replace the new filter.
It is difficult to clear the dirt, works with louder	check is the chitin HEPA file is not working? → clean the pre filter. If the situation has not improved, please replace the new filters.
The indoor air is polluted, but machine do not work at highest speed or light do not show red	Machine do not put at suitable place so that difficult to remove the pollutant. → change the machine place or press the speed to be highest speed by hand.

PO3 Product parts introduction



Quick use guide PO4



Question answer PO12

- Q1: Control panel display does not display?
A1: Please check that the power connection is plugged in.
- Q2: Filter LED blinking?
A2: Filter cumulative time has reached the use of the cycle, please replace them with new filters.
- Q3: Why is the running noise getting louder?
A3: The filter screen has too much dust to clean or replace new filters.
- Q4: Why can't I turn it on, but there's a ball?
A4: Check to see if the panel is installed or assembled in place.
- Q5: Why is the indoor air pollution concentration high?
A5: Check whether doors and windows are closed, whether there are sources of pollution release, if there is, please clear them.
- Q6: Why used it after a period of time, the air volume is getting smaller?
A6: It may work in a space which is with high-density dust concentration for a long time. Filters are full of dust. Reach the use limit, please clean the screen or replace the new filter can be resolved.
- Q7: can the filter be cleaned?
A7: can not be cleaned, activated carbon screen can be sunbathed in the sun. Please clean the filter take.
- Q8: how long does the filter take
A8: normal environment can be used for 6 to 12 months, long-term use in high-depth pollution environment may also be 3 months need to replace the filters.
- Q9: Who do you want to change the screen for?
A9: Contact the dealer to purchase a new filter or door-to-door replacement service.